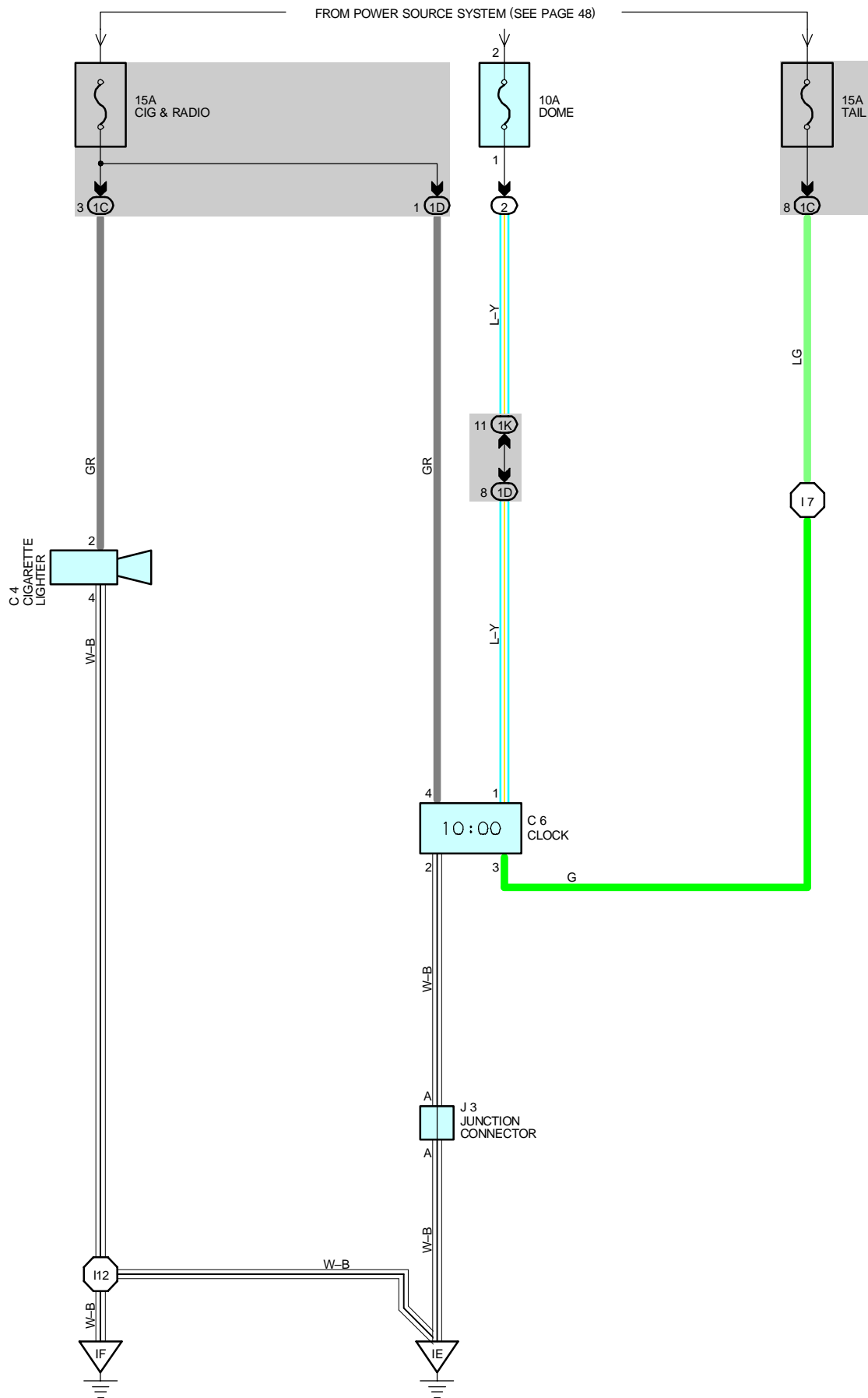




# CIGARETTE LIGHTER AND CLOCK



## SERVICE HINTS

### C 4 CIGARETTE LIGHTER

2-GROUND : APPROX. 12 VOLTS WITH THE IGNITION SW AT **ACC** OR **ON** POSITION

4-GROUND : ALWAYS CONTINUITY

### C 6 CLOCK

1-GROUND : ALWAYS APPROX. 12 VOLTS

4-GROUND : APPROX. 12 VOLTS WITH THE IGNITION SW AT **ACC** OR **ON** POSITION

3-GROUND : APPROX. 12 VOLTS WITH THE LIGHT CONTROL SW AT **TAIL** OR **HEAD** POSITION

2-GROUND : ALWAYS CONTINUITY

## ○ : PARTS LOCATION

CODE	SEE PAGE	CODE	SEE PAGE	CODE	SEE PAGE
C 4	26	C 6	26	J 3	27

## ○ : RELAY BLOCKS

CODE	SEE PAGE	RELAY BLOCKS (RELAY BLOCK LOCATION)
2	22	ENGINE ROOM R/B (ENGINE COMPARTMENT LEFT)

## ○ : JUNCTION BLOCK AND WIRE HARNESS CONNECTOR

CODE	SEE PAGE	JUNCTION BLOCK AND WIRE HARNESS (CONNECTOR LOCATION)
1C	20	INSTRUMENT PANEL WIRE AND DRIVER SIDE J/B (LEFT KICK PANEL)
1D		
1K	20	ENGINE ROOM MAIN WIRE AND DRIVER SIDE J/B (LEFT KICK PANEL)

## ▽ : GROUND POINTS

CODE	SEE PAGE	GROUND POINTS LOCATION
IE	32	INSTRUMENT PANEL BRACE LH
IF	32	RIGHT KICK PANEL

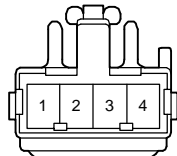
## ○ : SPLICE POINTS

CODE	SEE PAGE	WIRE HARNESS WITH SPLICE POINTS	CODE	SEE PAGE	WIRE HARNESS WITH SPLICE POINTS
I 7	34	INSTRUMENT PANEL WIRE	I12	34	INSTRUMENT PANEL WIRE

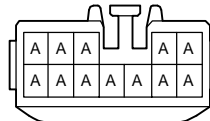
C 4 BLUE



C 6 BLACK



J 3 BLUE



(HINT : SEE PAGE 7)